

THIAGARAJAR COLLEGE OF ENGINEERING, Madurai.
B.DES.(INTERIOR DESIGN) APPLICATION 2024 - 25

The candidates must be ready with the following details for Registration.

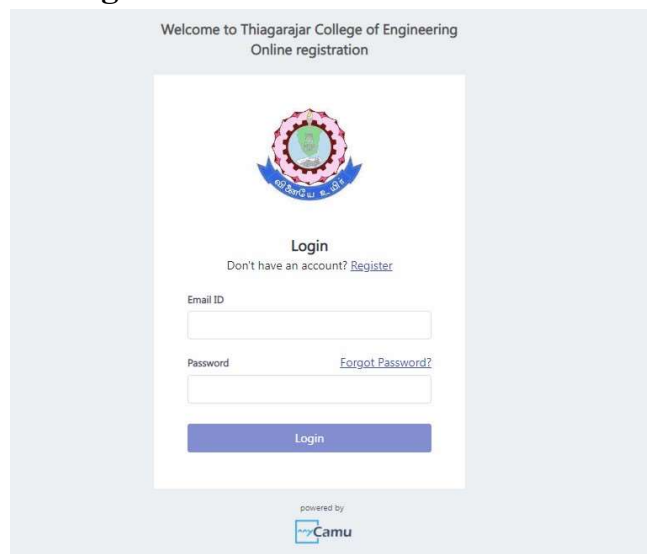
1. Name of the candidate
2. Community / Caste details (ST / SCA / SC / MBC & DNC/ BCM / BC)
3. Date of Birth
4. E-mail ID
5. Mobile Numbers
6. Aadhaar details
7. XII std Mark sheet
8. Details of Registration fee to be paid through Internet (Credit card
Debit card / UPI / Net banking details)

Steps for filling the Application:


Visit our college website by entering www.tce.edu.

Click “Admissions 2024-25” → “Application for B.Design Admission 2024-25 for HSC Students” → “Application form” and “Click here” for online Application form.

1. Now click on “Register”




Welcome to Thiagarajar College of Engineering
Online registration



Login
Don't have an account? [Register](#)


Email ID

Password [Forgot Password?](#)

powered by


2. Enter the Applicant Name and Email in the respective Fields and click “Continue”. Login ID and Password sent to your E-mail ID.

Welcome to Thiagarajar College of Engineering
Online registration



Register
Already have an account? [Login](#)

Name


Email (Login ID)

[Continue](#)

By creating an account, you agree to Camu's [Terms of Service](#), [Cookie Policy](#) and [Privacy Policy](#). This site is protected by reCAPTCHA and the Google [Privacy Policy](#) and [Terms of Service](#) apply.

3. Login into Application web page using **Login ID and Password** already sent to your E-mail ID.

Welcome to Thiagarajar College of Engineering
Online registration




Login
Don't have an account? [Register](#)

Email ID

Password [Forgot Password?](#)

[Login](#)

powered by


4. Select the “Application type”, “Admission Year”, “Program Type”, “Term” as given in the below image and click “Start applying”.

[← Get Started](#)

Application Type*

Application for Bachelor of Design (Interior Design) 2024-25 ▼

Admission Year*

Select admission year ▼

Program Type*

Select program type ▼

Term*

Select term ▼

[Start applying](#)

5. Read the “Note” and “Declaration” carefully before proceeding the application.
6. While entering the details below remember the following things:
 - I. Name and Date of Birth should be entered as in your 10th mark sheet.
 - II. Community should be entered as in your Community card.
 - III. Only applicant Aadhaar number has to be entered. If entered other Aadhaar number Other’s aadhaar number your application will be treated as invalid.

Student Information

Qualification

Personal Information

Documents

Student Details & Declaration

Note :
Application without **proper payment** is invalid.

Declaration*

I hereby declare that the particulars furnished in this application are true to the best of my knowledge.

YES

NO

Name of the Candidate*

Initial*

Community*

Date of birth (DD/MM/YYYY)*

Gender*

Student Aadhar No*

Only applicant's Aadhar Number has to be entered. If you enter Other's Aadhar numbers your application will be treated as Invalid

Save
Next >

7. Choose the appropriate Board of Study” and “Group Name” in the respective fields.

HSC OR EQUIVALENT QUALIFICATIONS

Board of study*

OTHER STATE

ISE / IGCSE

CBSE

State Board

* Please type the marks out of 100 (Physics / Chemistry)

8. Enter the “Mark / Grade”, “Month & Year” & “No. of attempts” details correctly in the appropriate field.

QUALIFICATION

Marksheet

Subject	Max mark	Pass mark	Mark/Grade	Mark in %	Month & year	No. of attempts
TAMIL	100	35	<input type="text"/>	<input type="text"/>	<input type="text"/>	<input type="text"/>
ENGLISH	100	35	<input type="text"/>	<input type="text"/>	<input type="text"/>	<input type="text"/>
MATHEMATICS	100	35	<input type="text"/>	<input type="text"/>	<input type="text"/>	<input type="text"/>
PHYSICS	100	35	<input type="text"/>	<input type="text"/>	<input type="text"/>	<input type="text"/>
CHEMISTRY	100	35	<input type="text"/>	<input type="text"/>	<input type="text"/>	<input type="text"/>
BIOLOGY	100	35	<input type="text"/>	<input type="text"/>	<input type="text"/>	<input type="text"/>

9. Enter the Parent Name, Communication Address, Email-ID, Mobile number and alternate Mobile Number correctly and Click “Next”.

Student Information

Qualification

Personal Information

Information

Documents

Personal Information

Name of the Parent*

Address with District and Pincode*

Student Mobile No.*

Alternate Mobile No.*

Email*

shejetce@gmail.com

Save

< Previous

Next >

10. Read the Information and Click “Next”.

Student Information	Information
Qualification	
Personal Information	
Information	
Documents	
Instructions	
<ol style="list-style-type: none">1. Admission will be granted on Merit basis.2. Thiagarajar College of Engineering does not collect any capitation fee or donation. Prescribed fee alone is to be paid.3. Application fee is Rs.1000/-	
<p>Save</p> <p>< Previous Next ></p>	

11. Upload the Original HSC Mark sheet or HSC Provisional Mark sheet with Headmaster Signature with clear scanned copy “.pdf” format with maximum of 1MB.

← Interior Design (Undergraduate) - 2024-2025 - ODD Junior

Application Number: 2024-20251TCE-BD-ID

Student Information	Documents (Size limit Max: 1MB)
Qualification	
Personal Information	
Information	
Documents	
HSC Marksheet*	
(Upload your 12th Provisional Marksheet (Attested with Headmaster Signature) or DigiLocker in pdf format only)	
<p>Browse file</p>	
67_AC_1.Pdf  	
<p>Save</p> <p>< Previous Submit</p>	

12. Registration fee to be paid through Internet (Gpay / Credit card / Debit card / UPI/Net banking details). Click **“Pay online now”** and Submit.

PAYMENT ×

Application Fee: **1,000.00**

Select your preferred payment method

Pay online now

Pay your Fees through Paytm Payment Gateway using Debit Card / Credit Card / Net Banking / Paytm Wallet / Paytm Postpaid. Study Now, Pay Later with Paytm Postpaid Convenience fee may be applicable, to proceed click on continue.
By clicking continue you are agreeing to the [terms & conditions](#).

For online payment click 'Pay online now' and then click 'Submit' to proceed

Submit

13. After Successfully of Payment you can download the application in your Login.