

THIAGARAJAR COLLEGE OF ENGINEERING, Madurai.

M.Sc. DATA SCIENCE APPLICATION 2025 - 2026

The candidates must be ready with the following details for Registration.

1. Name of the candidate
2. Community / Caste details (ST / SCA / SC / MBC & DNC/ BCM / BC)
3. Date of Birth
4. E-mail ID
5. Mobile Numbers
6. Aadhaar details
7. XII std Mark sheet
8. Details of Registration fee to be paid through Internet (Credit card
Debit card / UPI / Net banking details)


Steps for filling the Application:

Visit our college website by entering www.tce.edu.

Click “**Admissions 2025-26**”→“**Application for M.Sc Admission 2025-26 for HSC Students**” → “**Application form**” and “**Click here**” for online Application form.

1. Now click on “**Register**”

Welcome to Thiagarajar College of Engineering
Online registration




Login
Don't have an account? [Register](#)

Email ID


Password [Forgot Password?](#)

Login

powered by


2. Enter the Applicant Name and Email in the respective Fields and click **“Continue”**. Login ID and Password sent to your E-mail ID.

Welcome to Thiagarajar College of Engineering
Online registration



Register
Already have an account? [Login](#)

Name


Email (Login ID)

Continue

By creating an account, you agree to Camu's [Terms of Service](#), [Cookie Policy](#) and [Privacy Policy](#). This site is protected by reCAPTCHA and the Google Privacy Policy and Terms of Service apply.

3. Login into Application web page using **Login ID and Password** already sent to your E-mail ID.

Welcome to Thiagarajar College of Engineering
Online registration




Login
Don't have an account? [Register](#)


Email ID

Password [Forgot Password?](#)


Login

powered by


4. Select the “Application type”, “Admission Year”, “Program Type”, “Term” as given in the below image and click “Start applying”.



Thiagarajar College of Engineering

powered by 

← Get Started

Application Type*

Select application type

- Application for B.E. / B.Tech. 2025-2026
- Application for M.Sc Data Science 2025-2026
- Application for B.E. / B.Tech. (SPORTS QUOTA) 2025-2026
- Application for Bachelor of Design (Interior Design) 2025-26

Program Type*

Select program type

Term*

Select term

Start applying

5. Read the “Note” and “Declaration” carefully before proceeding the application.
6. While entering the details below remember the following things:
 - I. Name and Date of Birth should be entered as in your 10th mark sheet.
 - II. Community should be entered as in your community card.
 - III. Only applicant Aadhaar number must be entered. If entered other Aadhaar number Other’s Aadhaar number your application will be treated as invalid.
 - IV. Please save the details and click 'Next' to proceed to the Qualification section.

Student Information

Qualification

Personal Information

Information

Documents

Student Details & Declaration

Note :

Application without proper payment is invalid.

Declaration*

☒ I hereby declare that the particulars furnished in this application are true to the best of my knowledge.

☐ YES

☐ NO

Name of the Candidate*

Initial*

Community*

Date of birth (DD/MM/YYYY)*

Gender*

Student Aadhar No*

☒ Only applicant's Aadhaar Number has to be entered. If you enter Other's Aadhaar numbers your application will be treated as Invalid

Save

Next >

- Choose the appropriate Board of Study” and “Group Name” in the respective fields.

HSC OR EQUIVALENT QUALIFICATIONS

Board of study*

OTHER STATE

ISE / IGCSE

CBSE

State Board

- Enter the “Mark / Grade”, “Month & Year” & “No. of attempts” details correctly in the appropriate field.

QUALIFICATION

Marksheet

Subject	Max mark	Pass mark	Mark/Grade	Mark in %	Month & year	No. of attempts
TAMIL	100	35				
ENGLISH	100	35				
MATHEMATICS	100	35				
PHYSICS	100	35				
CHEMISTRY	100	35				
BIOLOGY	100	35				

9. Enter the Parent Name, Communication Address, Email-ID, Mobile number and alternate Mobile Number correctly and Click “Next”.

Student Information

Qualification

Personal Information

Information

Documents

Personal Information

Name of the Parent*

Address with District and Pincode*

Student Mobile No.*

Alternate Mobile No.*

Email*

Save

< Previous

Next >

10. Read the Information and Click “Next”.

Student Information

Qualification

Information

Documents

Information

Instructions

1. Admission will be granted on Merit basis.
2. Thiagarajar College of Engineering does not collect any capitation fee or donation. Prescribed fee alone is to be paid.
3. Application fee is Rs.1000/-

Save

< Previous

Next >

11. Upload the Original HSC Mark sheet or HSC Provisional Mark sheet with Headmaster Signature with clear scanned copy “.pdf” format with maximum of 1MB.

The screenshot shows a web form with a sidebar on the left containing links for 'Student Information', 'Qualification', 'Personal Information', and 'Information'. The 'Documents' link is highlighted with a blue button. The main area is titled 'Documents (Size limit Max: 1MB)' and contains a section for 'HSC Marksheet*'. Below this, there is a text instruction: '(Upload your 12th Provisional Marksheet (Attested with Headmaster Signature) or DigiLocker in pdf format only)'. A dashed box contains a 'Browse file' link. Below the dashed box, there is a small image of a document titled 'Advertisement PG Admission 2024-25.jpg' with a red 'X' icon. At the bottom of the form, there are three buttons: 'Save', 'Previous', and 'Submit'.

12. Registration fee to be paid through Internet (Gpay / Credit card / Debit card / UPI/Net banking details). Click “Pay online now” and submit.

The screenshot shows a payment page with a title 'PAYMENT' and a close button 'X'. The page displays 'Application Fee: 1,000.00'. Below this, there is a section titled 'Select your preferred payment method' with a blue button labeled 'Pay online now'. Underneath the button, there is a text block: 'Pay your Fees through Paytm Payment Gateway using Debit Card / Credit Card / Net Banking / Paytm Wallet / Paytm Postpaid. Study Now, Pay Later with Paytm Postpaid Convenience fee may be applicable, to proceed click on continue. By clicking continue you are agreeing to the terms & conditions.' Below this text is a box containing the instruction: 'For online payment click 'Pay online now' and then click 'Submit' to proceed'. At the bottom right of the page, there is a large 'Submit' button.

13. After Successfully of Payment, you can download the application in your Login.